

Installation Manual Double DIN Kit




Installation Manual Double DIN Kit

color part-no.:
black: 381040-02-1
piano-black: 381040-02-2

- Citroën C2 / Citroën C3
- Fiat Scudo
- Peugeot 207 / Peugeot 307

Compatible with these double DIN devices

Double DIN navigation



Double DIN Kit contents

- (1) Metal Frame
- (2) Facia Plate
- (3) Installation Kit

Installation Manual Double DIN Kit




1. Use special radio release keys to remove OEM head unit




3. Put Metal Frame into dash board
Connect all required circuit points

Mount double DIN navigation and fascia plate to dash board




2. Remove middle bar to clear space for double DIN navigation



(sample photo)

Mount metal brackets to double DIN head unit.



(sample photo)

The position of the copper coloured holder can be adjusted to your needs for perfect fit. (see sample)